ECN NO.	REV	DATE	DESCRIPTION	MDF'D	APP'D
	A0	2022.7.3	Initial version	ZsH	Qilin

Product Selection

No	Series	PN	Key	interlock	Cable Spec
1	XXC107-EV-PZZC	A1-XXC107S001	N	Yes	10mm²
2	XXC107-EV-PZZC-B	A1-XXC107S002	B		
3	XXC107-EV-PZZC-C	A1-XXC107S003	C		
4	XXC107-EV-PZZC-D	A1-XXC107S004	D		
5	XXC107-EV-PZZB	A1-XXC107S005	N		6mm²
6	XXC107-EV-PZZB-B	A1-XXC107S006	B		
7	XXC107-EV-PZZB-C	A1-XXC107S007	C		
8	XXC107-EV-PZZB-D	A1-XXC107S008	D		
9	XXC107-EV-PZZA	A1-XXC107S009	N		2.5~4mm²
10	XXC107-EV-PZZA-B	A1-XXC107S010	B		
11	XXC107-EV-PZZA-C	A1-XXC107S011	C		
12	XXC107-EV-PZZA-D	A1-XXC107S012	D		
13	XXC107-EV-PZZC-1	A1-XXC107S013	N	No	10mm²
14	XXC107-EV-PZZC-B1	A1-XXC107S014	B		
15	XXC107-EV-PZZC-C1	A1-XXC107S015	C		
16	XXC107-EV-PZZC-D1	A1-XXC107S016	D		
17	XXC107-EV-PZZB-1	A1-XXC107S017	N		6mm²
18	XXC107-EV-PZZB-B1	A1-XXC107S018	B		
19	XXC107-EV-PZZB-C1	A1-XXC107S019	C		
20	XXC107-EV-PZZB-D1	A1-XXC107S020	D		
21	XXC107-EV-PZZA-1	A1-XXC107S021	N		2.5~4mm²
22	XXC107-EV-PZZA-B1	A1-XXC107S022	B		
23	XXC107-EV-PZZA-C1	A1-XXC107S023	C		
24	XXC107-EV-PZZA-D1	A1-XXC107S024	D		

List2

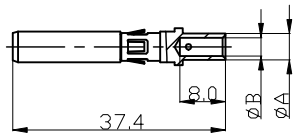

PN	Size A	Size B	Cable spec
B1-XXC107007	4.8	3.1	2.5~4mm²
B1-XXC107006	5.5	3.7	6mm²
B1-XXC107005	6.6	4.7	10mm²

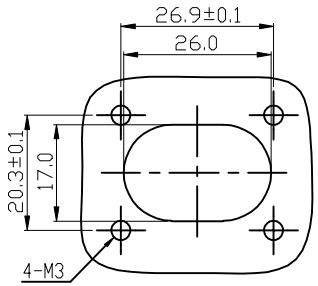

Recommended mounting dimensions

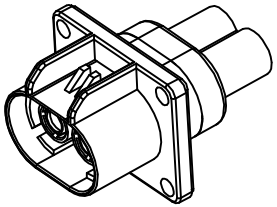

1. Material: Contact: Copper alloy, silver plating
Housing: Zinc alloy
Core: PA66+GF
Insulating plastic: nylon, flame retardant grade: UL94 V-0
Waterproof part: silicone rubber
2. Rated voltage: 630V AC/DC
3. Rated current: 23A (Adapt to 2.5mm² cables)
Rated current: 32A (Adapt to 4.0mm² cables)
Rated current: 40A (Adapt to 6.0mm² cables)
Rated current: 65A (Adapt to 10mm² cables)
4. Withstand voltage: 3000V AC (1 Minutes)
5. Insulation resistance:>2000M Ω (normal state)
6. Working temperature: - 40 ℃~+125 ℃
7. Mechanical life: ⩾200 times
8. Waterproof grade: IP67 (matching state)
9. Product meets environmental RoHS requirements
10.With or without high-voltage interlock (Optional)

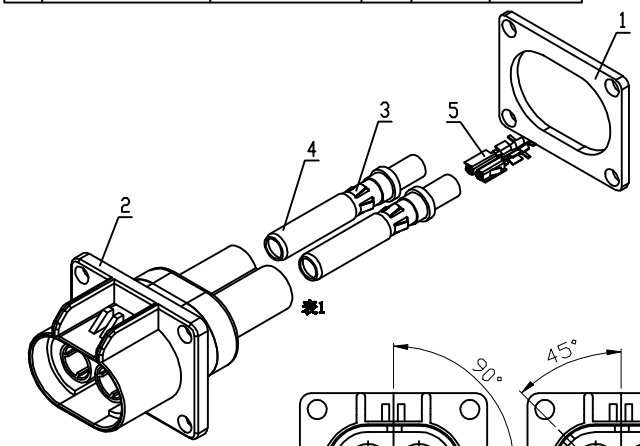

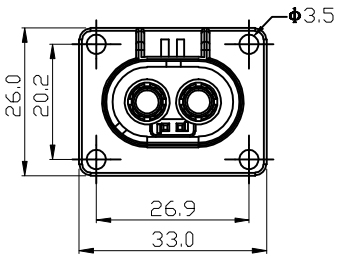

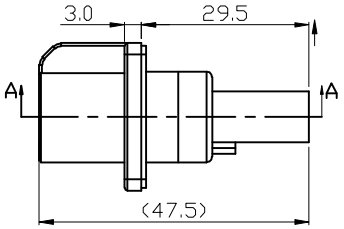

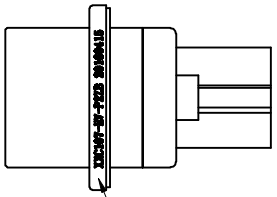

Laser Marking Area

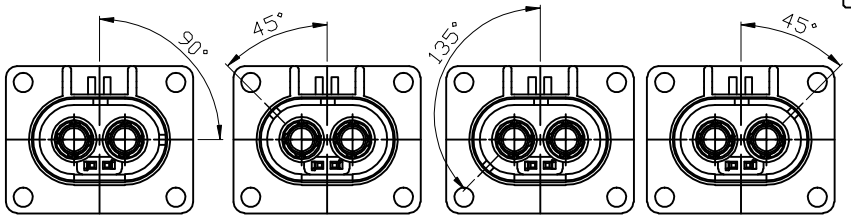

N Key B Key C Key D Key

No	PN	Part Name	NUM	Backup
5	W013001	Signal hole	2pcs	Not with interlock, no
4	List2	ϕ 4.0 spring hole	2pcs	
3	24XXC10701	Bushing	2pcs	
2	List1	Housing assembly	1pcs	
1	32XXC10701	Oring	1pcs	

General Tolerance	Angle Tolerance
X ±0.5 .X ±0.2 .XX ±0.1	±1°
MATL: SEE-NOTES	Unless otherwise specified,dimensions are in metric and tolerances are
CUSTOMER-DRAWING	

POWER DYNAMICS INC.
145 Algonquin Parkway, Whippany, NJ 07981
Phone: 1-973-560-0019 e-mail: sales@powerdynamics.com www.powerdynamics.com

DESIGNER	ZsH	TITLE:	XX107 High Voltage Metal Connector	
CHECKED	ZsH	PARTS NO:	A1-XXC107S0XX (Socket)	
APPROVAL	Qilin	(UNIT): mm	(SCALE):1:1	(SHT): 1/1